

PKA-M R32

Wall Mounted System

Standard Inverter Heat Pump

Mr. SLIM™

The **PKA-M Standard Inverter** range is a wall mounted system that blends a host of outstanding features with a sophisticated, streamlined design. Offering advanced control options and quiet operation, this range provides extreme flexibility and ease of installation whilst being cost effective.

R32

Key Features & Benefits:

- Improved airflow control, including adjustable louvres for uniform air distribution
- Internal pipe connection to wall mounted unit for easy and neat installation
- CN22 connector as standard for connection to PAR-40MAA hard wired controller
- Replace Technology available



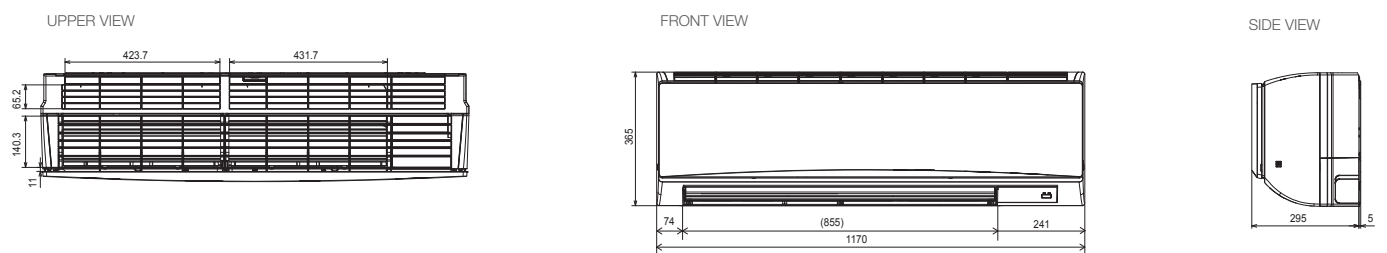


PKA-M INDOOR UNITS		PKA-M100KA	PKA-M100KA
CAPACITY (kW)	Heating (nominal)	11.2 (2.8-12.5)	11.2 (2.8-12.5)
	Cooling (nominal)	9.5 (4.0-10.6)	9.5 (4.0-10.6)
	Heating (UK)	9.63 (2.41-10.75)	9.63 (2.41 - 10.75)
	Cooling (UK)	8.65 (3.64-9.65)	8.65 (3.64 - 9.65)
SHF (nominal)		0.73	0.73
COP / EER (nominal)		3.41 / 3.23	3.41 / 3.23
SCOP (ηsh) / SEER (ηsc) (BS EN14825)		4.00 / 5.80	4.00 / 5.80
ErP ENERGY EFFICIENCY CLASS	Heating/Cooling	A+ / A+	A+ / A+
AIRFLOW (l/s)	Lo-Mi-Hi	333-383-433	333-383-433
PIPE SIZE mm (in)	Gas	15.88 (5/8")	15.88 (5/8")
	Liquid	9.52 (3/8")	9.52 (3/8")
SOUND PRESSURE LEVEL (dBA)	Lo-Mi-Hi	41-45-49	41-45-49
SOUND POWER LEVEL (dBA)		65	65
DIMENSIONS (mm)	Width x Depth x Height	1170 x 295 x 365	1170 x 295 x 365
WEIGHT (kg)		21	21
ELECTRICAL SUPPLY		Fed by Outdoor Unit	Fed by Outdoor Unit
FUSE RATING (BS88) - HRC (A)		6	6
INTERCONNECTING CABLE No. CORES		4	4
WIRED REMOTE CONTROLLER REFERENCE		PAR-40MAA	PAR-40MAA
WIRELESS REMOTE CONTROLLER REFERENCE		PAR-FL32MA	PAR-FL32MA


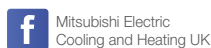
PUZ-M OUTDOOR UNITS		PUZ-M100VAR1	PUZ-M100YAR1 ^③
SOUND PRESSURE LEVEL (dBA)	Heating/Cooling	51 / 54	51 / 54
SOUND POWER LEVEL (dBA)	Cooling	70	70
WEIGHT (kg)		76	78
DIMENSIONS (mm)	Width x Depth x Height	1050 x 330 x 981	1050 x 330 x 981
ELECTRICAL SUPPLY		220-240v, 50Hz	380-415v, 50Hz
PHASE		Single	Three
SYSTEM POWER INPUT (kW)	Heating/Cooling (nominal)	3.28 / 2.94	3.28 / 2.94
	Heating/Cooling (UK)	2.95 / 2.44	2.95 / 2.44
STARTING CURRENT (A)		14.2	5.1
SYSTEM RUNNING CURRENT (A)	Heating/Cooling [MAX]	14.2 / 12.7 [20]	5.1 / 4.6 [11.5]
FUSE RATING (BS88) - HRC (A)		3	16
MAINS CABLE No. CORES		3	5
MAX PIPE LENGTH (m)		55	55
MAX HEIGHT DIFFERENCE (m)		30	30
CHARGE REFRIGERANT (kg) / CO ₂ EQUIVALENT (t) - R32 (GWP 675)		3.10 / 2.09	3.10 / 2.09
MAX ADDITIONAL REFRIGERANT (kg) / CO ₂ EQUIVALENT (t) - R32 (GWP 675)		4.10 / 2.77	4.10 / 2.77

③ Three Phase

PKA-M100KA DIMENSIONS



Telephone: 01707 282880
email: air.conditioning@meuk.mee.com
les.mitsubishielectric.co.uk



UNITED KINGDOM Mitsubishi Electric Europe Living Environment Systems Division, Travellers Lane, Hatfield, Hertfordshire, AL10 8XB, England. Telephone: 01707 282880 Fax: 01707 278881
IRELAND Mitsubishi Electric Europe, Westgate Business Park, Ballymount, Dublin 24, Ireland. Telephone: (01) 419 8800 Fax: (01) 419 8890 International code: (003531)

Country of origin: United Kingdom - Japan - Thailand - Malaysia. ©Mitsubishi Electric Europe 2020. Mitsubishi and Mitsubishi Electric are trademarks of Mitsubishi Electric Europe B.V. The company reserves the right to make any variation in technical specification to the equipment described, or to withdraw or replace products without prior notification or public announcement. Mitsubishi Electric is constantly developing and improving its products. All descriptions, illustrations, drawings and specifications in this publication present only general particulars and shall not form part of any contract. All goods are supplied subject to the Company's General Conditions of Sale, a copy of which is available on request. Third-party product and brand names may be trademarks or registered trademarks of their respective owners.

Note: The fuse rating is for guidance only. Please refer to the relevant databook for detailed specification. It is the responsibility of a qualified electrician/electrical engineer to select the correct cable size and fuse rating based on current regulation and site specific conditions. Mitsubishi Electric's air conditioning equipment and heat pump systems contain a fluorinated greenhouse gas, R410A (GWP:2088), R32 (GWP:675), R407C (GWP:1774), R134a (GWP:1430), R513A (GWP:631), R454B (GWP:466), R1234ze (GWP:7) or R1234yf (GWP:4). *These GWP values are based on Regulation (EU) No 517/2014 from IPCC 4th edition. In case of Regulation (EU) No.626/2011 from IPCC 3rd edition, these are as follows. R410A (GWP:1975), R32 (GWP:550), R407C (GWP:1650) or R134a (GWP:1300).

Effective as of May 2020

